

### PRODUCT

#### UP(F)-R SERIES / UP-R2 SERIES

To use the product more reliably and safely, please use it after reading the present manual carefully and after getting sufficiently familiarized with how to use. Incorrect method of use has risks of electrocution, damage, ignition, etc.

#### **Warning**

Since you may be inflicted with serious bodily injuries due to negligent handling, please make sure to follow the following items for use:

1. Detachment/attachment of the present product shall be conducted after turning off the power supply, and feeding the power supply after wiring is completed to prevent electrocution.
2. To prevent electrocution upon use, make sure to ground the F.G (FRAME GROUND) terminal.
3. Do not use in places with inflammable, explosive gases.
4. Avoid body contact with terminals of the present product since there is a risk of electrocution immediately after shutting off the power supply.
5. Immediately shut off the power supply when an abnormality is perceived.

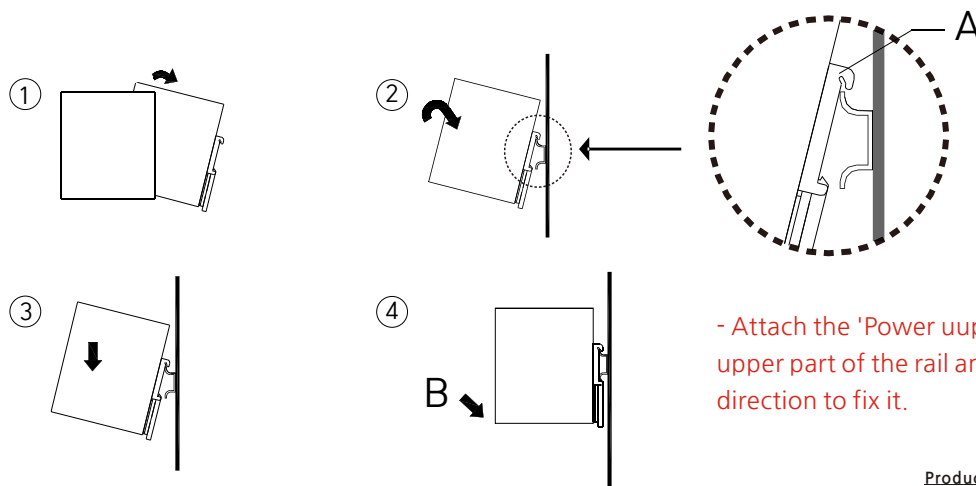
#### **Caution**

Since you may be inflicted with minor injuries or property losses, please make sure to follow the following items for use:

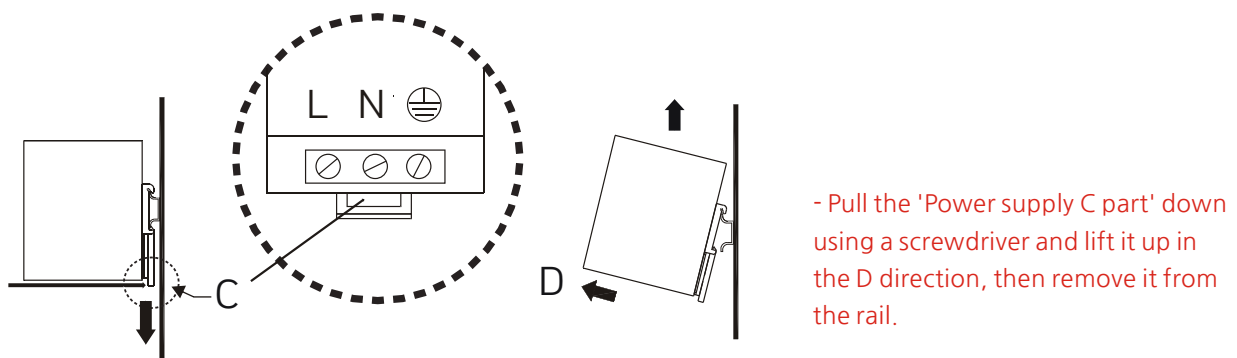
1. Do not allow other people than A/S engineers of our company to disassemble or repair the present product.
2. Make sure to check if the product has a capacity conforming to the intended use prior to using the present product.
3. Use only a rated input voltage denoted on the present product.
4. Do not install at the following places as life and reliability of the product are affected.
  - (1) Places with poor ventilation of a high ambient temperature.
  - (2) Places with volatile or inflammable substances.
  - (3) Places with generation of corrosive, combustible hazardous gases.
  - (4) Places with high occurrence of induction failure, noise
  - (5) Do not use at places where direct sunlight reaches the product.
  - (6) Do not use at places with intense vibration, shocks.
  - (7) Stay away for installation from instruments generating string high-frequency noises or surges.
5. Avoid body contact with a case and heat dissipation plates since there is a risk of burns due to generation of high temperatures during application of electric currents to the present product.
6. When installing more than one unit, please make space between products.
7. Please use the product within a temperature range not exceeding a Ta/Tc value range.
8. Please note if foreign substance get into the inside of the product or around the input / output terminals, it may cause breakdown or other troubles.
9. When discarding the present product, process as an industrial waste.

### How to install the product

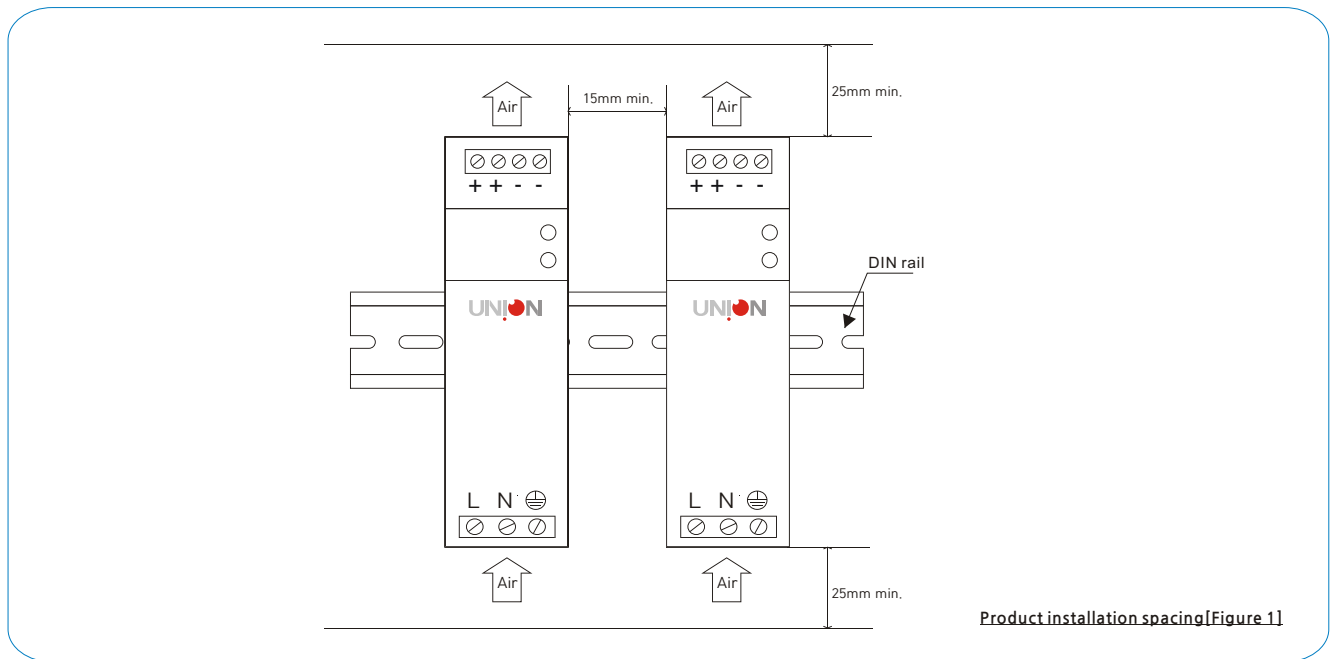
1. Installation of metal plates is recommended to facilitate heat dissipation from SMPS.
2. AC input line and DC output line from SMPS shall be securely connected.  
(When connection is not secure, overheating may occur due to contact resistance.)
3. Please mind not to connect AC input and DC output line in reverse.
4. Apply voltages after checking if the AC input power supply is a voltage contained in the voltage range allowed for the SMPS.
5. Natural cooling method
  - a. Secure sufficient natural convection to prevent surroundings of the power supply from being filled with heat.
  - b. Please refrain installation such as stacking up the product, since it interferes with heat dissipation.
  - c. In the case of an enclosed structure or structures without generating natural convection, temperature rises in the surroundings of SMPS may cause failures.
  - d. Refer to Figs. 1,2,3 concerning spacing and a correct installation direction using natural convection upon installation of SMPS.



Product installation [Figure 1]



Product removal [Figure 2]



### Items for checking upon occurrence of product defects

1. Check if a rated input voltage is being applied.
2. Check if input, output wiring is correctly connected.
3. Check if a wiring line product is not too thin.
4. Check if an output current and power used are high.

### Quality warranty

1. The product warranty period is 3years per product-series from production date.  
(Based on production Lot No.)
2. Defects in performance, functions having occurred in normal conditions within a quality warranty period shall be repaired free of charge.
3. The cases not subject to warranty free of charge shall be as follows:
  - (1) Failures occurring after the quality warranty period is over
  - (2) Failures occurring due to consumer's willful negligence or faults
  - (3) Failures occurring by repairs at other places than our company's quality assurance department or designated A/S places
  - (4) Failures occurring due to installation by other installation methods than specified
  - (5) Failures originating from fire, flooding, and other natural disasters
4. Appearance and specification of the present product may be changed without a notice to customers to enhance quality of the product

Please contact us if you have an inquiry concerning the present product.

Union Elecom Co., Ltd.  
Address: 36 Bucheon-ro 198th road, 1 st Chuneui Techno Park Bldg. 102 Room No.1207,  
Wonmi-gu, Bucheon-si, Gyeonggi-do  
Tel.: 032-668-9560 (Representative)  
Fax: 032-668-9565  
<http://www.unionelecom.co.kr>

