

S.M.P.S

LED Converter

Water Proof Converter

150W1 Series

150W single output
with constant voltage circuit



- **Constant voltage design(C.V. mode)**
- **AC Input voltage 90-132V**
- **Protections:**
Overload/Over voltage /Short circuit/
Over temperature
- **IP68 design for outdoor installations**
- **100% full load burn-in test**
- **Suitable for LED lighting and moving
sign applications**
- **Metal case**
- **Safety standards : UL879**
- **EMC standards : FCC Part 15 classB**
- **3years warranty**

IP68      SELV LPS 

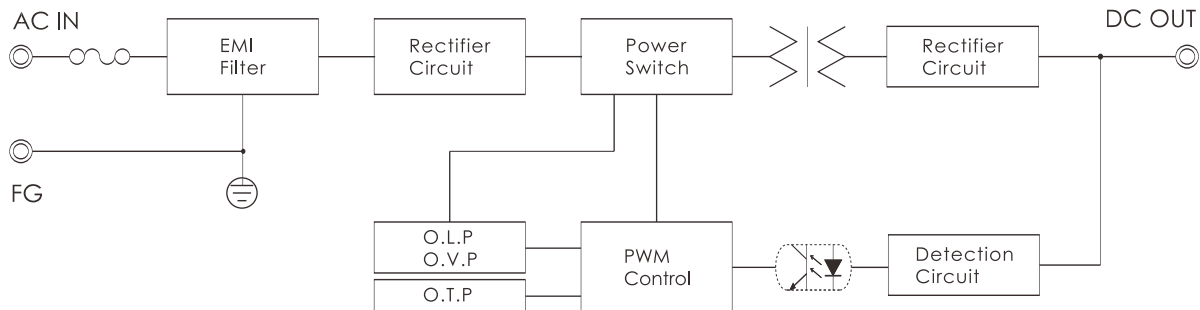
ITEM		UP150S12W1
INPUT	VOLTAGE RANGE	AC90~132V
	FREQUENCY RANGE	47~63Hz
	EFFICIENCY(typ.)	85%
	AC CURRENT(typ.)	2.2A/100VAC
	INRUSH CURRENT(typ.)	COLD START 40A/100VAC
	LEAKAGE CURRENT	<1.4mA / 100VAC
OUTPUT	DC VOLTAGE	12V
	RATED CURRENT	12.5A(9.37A@50℃)
	RATED POWER	150W
	RIPPLE&NOISE(max.) Note2	170mVp-p
	VOLTAGE ADJ. RANGE	±5%
	VOLTAGE TOLERANCE Note3	±3%
	LINE REGULATION Note4	±1%
	LOAD REGULATION Note5	±2%
	SETUP,RISE TIME(max.)	3000ms,100ms/100VAC at full load
	HOLD UP TIME(typ.)	10ms/100VAC at full load
PROTEC-TION	SHORT CIRCUIT	Hiccup mode ; recovers automatically after fault condition is removed
	OVERLOAD	Over 110% of rating ; recovers automatically after fault condition is removed
	OVER VOLTAGE	115~140% of rating
	OVER TEMPERATURE	95±10℃(temp. Sensor) ; recovers automatically after fault condition is removed
ISOLA-TION	WITHSTAND VOLTAGE	I/P-O/P:AC3KV, I/P-F.G:AC1.5KV, O/P-F.G:AC0.5KV
	ISOLATION RESISTANCE	I/P-O/P, I/P-F.G, O/P-F.G:DC500V 100Mohms(At room temp. & humid.)
ENVIRON-MENT	WORKING TEMP.&HUMID.	-40~+50℃ (Refer to "DERATING CURVE"),20~95%RH
	STORAGE TEMP.&HUMID.	-40~+75℃,10~95%RH
	VIBRATION	10~500Hz, 5G 12min./1cycle, period for 72min. each along X, Y, Z axes
OTHERS	DIMENSION/WEIGHT	208*74*45mm(L*W*H)/0.95Kg
NOTE	<p>1. All parameters not specially mentioned are measured at 220vac input, rated load and 25℃ of ambient temperature.</p> <p>2. Ripple & noise are measured at 20MHz of bandwidth by using a 12" twisted pare-wire terminated with 0.1 uF & 47uF parallel capacitor.</p> <p>3. Tolerance : includes set up tolerance, line regulation and load regulation.</p> <p>4. Line regulation is measured from low line to high line at rated load.</p> <p>5. Load regulation is measured from low 0% to 100% rated load.</p>	

S.M.P.S

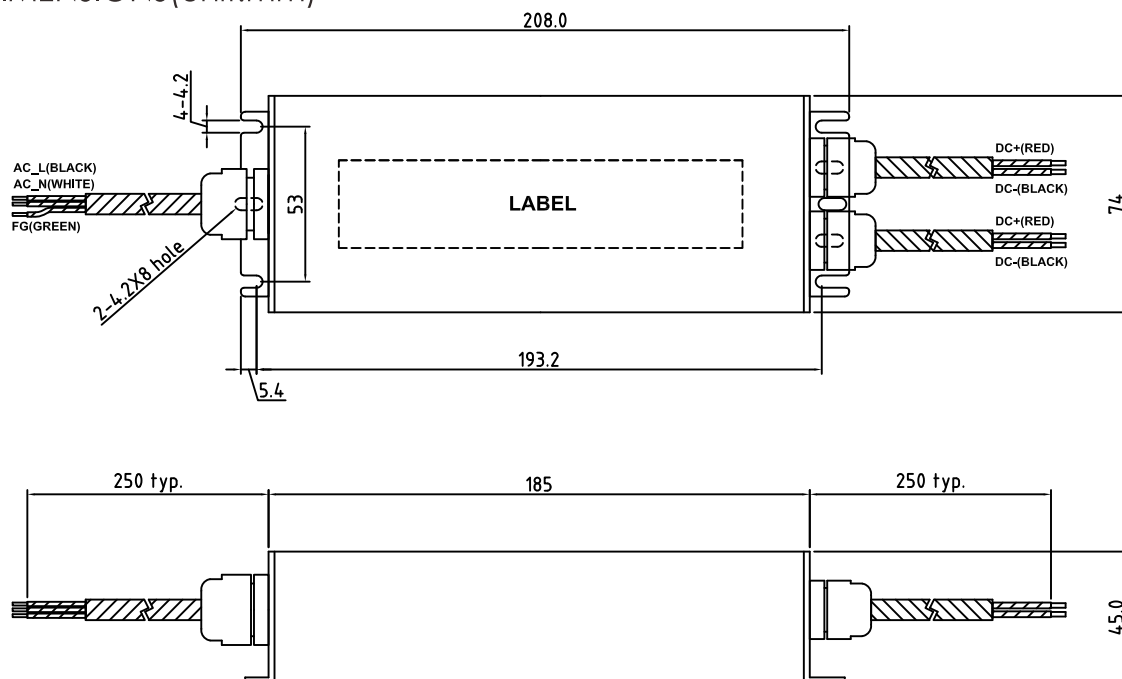
LED Converter

Water Proof Converter

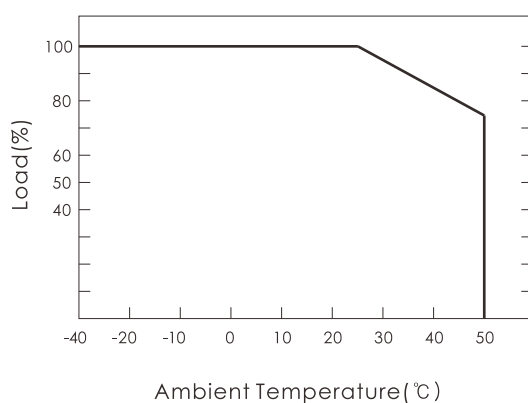
BLOCK DIAGRAM



DIMENSIONS(unit:mm)



DERATING CURVE



STATIC CHARACTERISTICS

