

S.M.P.S

LED Converter

Water Proof Converter

# 100W2(V1) Series

100W single output  
with constant voltage circuit



- **Constant voltage design(C.V. mode)**
- **AC Input voltage 160-277V**
- **Protections:**  
Over load/Over voltage /Short circuit /Over temperature
- **IP68 design for outdoor installations**
- **100% full load burn-in test**
- **Suitable for LED lighting and moving sign applications**
- **Metal case**
- **Safety standards : EN61347-1,EN61347-2-13 /K61347-1,K61347-2-13**
- **EMC standards : EN55022,EN61204-3, EN61000-3-2,3/K00015,K61547**
- **3years warranty**

IP68 SELV LPS CB CE

ITEM		UP100S12W2(V1)	UP100S24W2(V1)
INPUT	VOLTAGE RANGE	AC160~277V	
	FREQUENCY RANGE	47~63Hz	
	EFFICIENCY(typ.)	85%	88%
	AC CURRENT(typ.)	0.78A/230VAC	
	INRUSH CURRENT(typ.)	COLD START 70A/230VAC	
	LEAKAGE CURRENT	<2.5mA / 230VAC	
OUTPUT	DC VOLTAGE	12V	24V
	RATED CURRENT	8.33A	4.16A
	RATED POWER	100W	100W
	RIPPLE&NOISE(max.) Note2	170mVp-p	290mVp-p
	VOLTAGE ADJ. RANGE	±5%	±5%
	VOLTAGE TOLERANCE Note3	±3%	±3%
	LINE REGULATION Note4	±1%	±1%
	LOAD REGULATION Note5	±2%	±2%
	SETUP,RISE TIME(max.)	3000ms,100ms/230VAC at full load	
	HOLD UP TIME(typ.)	30ms/230VAC at full load	
PROTEC-TION	SHORT CIRCUIT	Hiccup mode ; recovers automatically after fault condition is removed	
	OVERLOAD	Over 110% of rating ; recovers automatically after fault condition is removed	
	OVER VOLTAGE	115~140% of rating	
	OVER TEMPERATURE	12V: 90±10°C (Temp. Sensor) ; recovers automatically after fault condition is removed 24V: 85±10°C	
ISOLA-TION	WITHSTAND VOLTAGE	I/P-O/P:AC3KV, I/P-F.G:AC1.5KV, O/P-F.G:AC0.5KV	
	ISOLATION RESISTANCE	I/P-O/P, I/P-F.G, O/P-F.G:DC500V 100Mohms(At room temp. & humid.)	
ENVIRON-MENT	WORKING TEMP.&HUMID.	-40~+70°C (Refer to "DERATING CURVE"),20~95%RH	
	STORAGE TEMP.&HUMID.	-40~+75°C,10~95%RH	
	VIBRATION	10~500Hz, 5G 12min./1cycle, period for 72min. each along X, Y, Z axes	
OTHERS	DIMENSION/WEIGHT	210*56.7*42.3mm(L*W*H)/0.7Kg	

**NOTE**

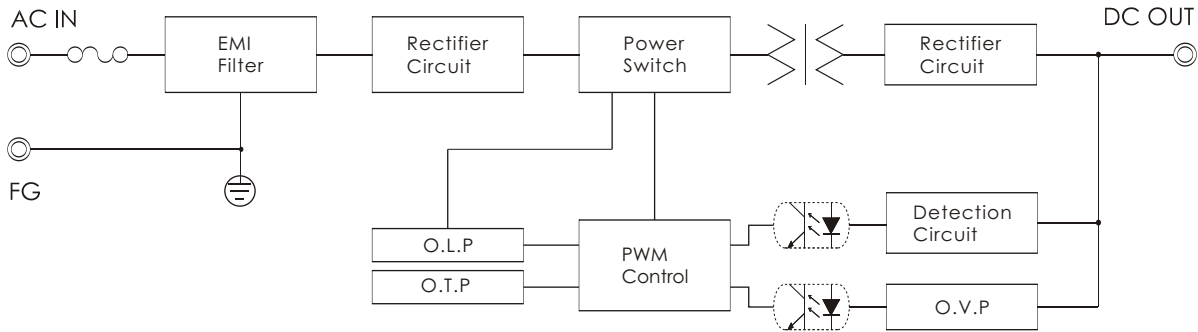
1. All parameters not specially mentioned are measured at 230vac input, rated load and 25°C of ambient temperature.
2. ripple & noise are measured at 20MHZ of bandwidth by using a 12" twisted pare-wire terminated with 0.1 uF & 47uF parallel capacitor.
3. Tolerance : includes set up toltrance, line regulation and load regulation.
4. Line regulation is measured from low line to high line at rated load.
5. Load regulation is measured from low 0% to 100% rated load.

S.M.P.S

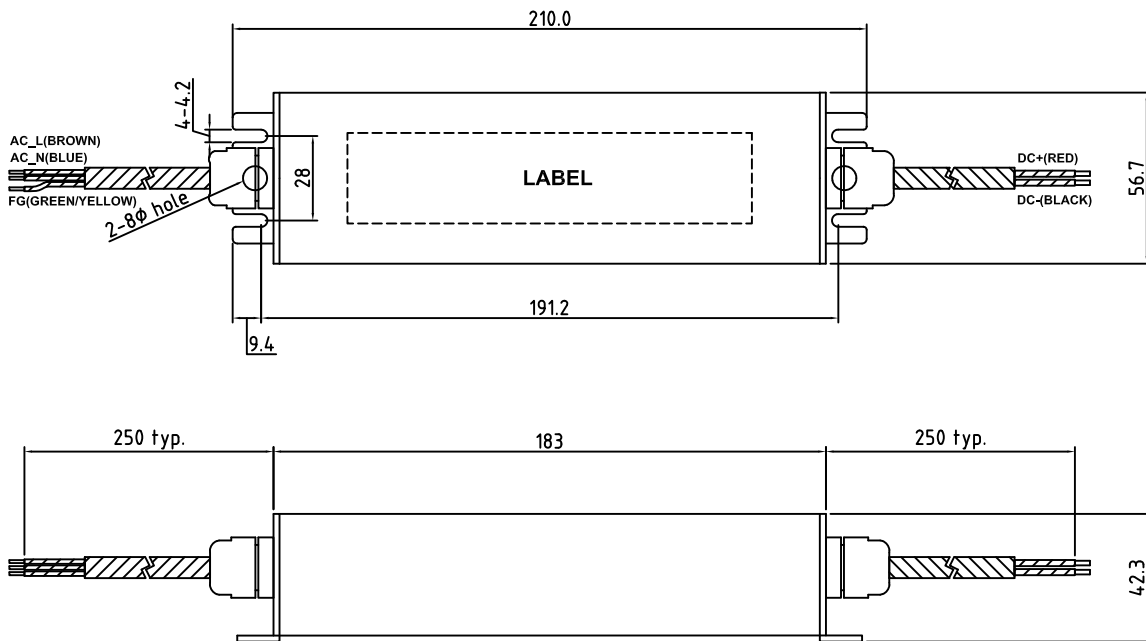
LED Converter

Water Proof Converter

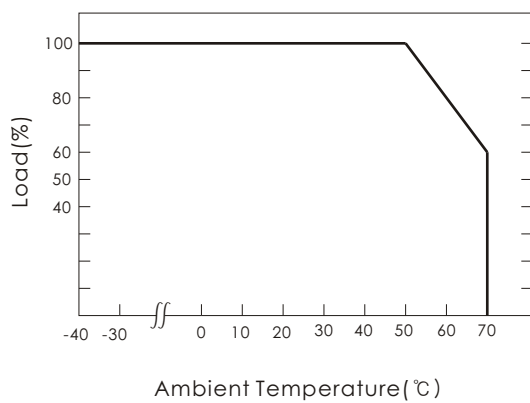
■ BLOCK DIAGRAM



■ DIMENSIONS(unit:mm)



■ DERATING CURVE



■ STATIC CHARACTERISTICS

